

Characteristics

Specification

Standard	IEC947-5-1 IEC337 GB14048.5-2001	
Protective agreement	"TC" agree(ment ofercting)	
Surrounding temperature	-25至+70C *	40 +70C+40C
Operating position	All position	
Rocted non-conductive voltage	Additional contact blocks 500V; point light 400V	
Connection	Screw and captive cable damp connections	

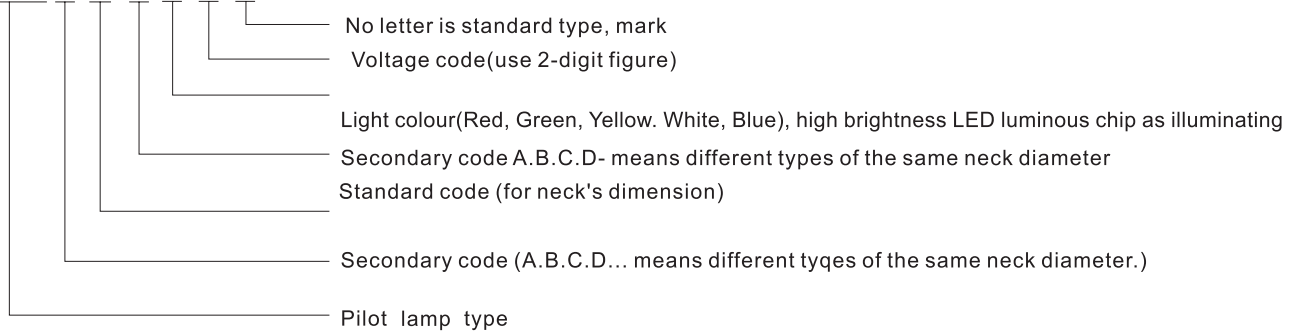
Main Technical Parameters

Rated capacity	AC-15 200V/6A 380V/4A 660V/2A 220V/0.5A DC-14 24V/6	
Contact resistance	contact ≤ 50mΩ	
Max. insulation voltage	AC 2500V	50Hz • 1min
Mechanical life	≥ 5X10 ⁵ 次	
Electrical life	Normal button ≥ 3X10 ⁴ times ; Key button ≥ 5X10 ³ times ; knob button ≥ 30X10 ³ times) Emergency button ≥ 5X10 ³ times)	
Conventional thermal current	Ith 10A	
Rated insulation voltage	Ui AC660V	
Ambient temperature	-25C~55C	
Protection degree of the front	IP40~65	

(Red) R (Green) G (Yellow) Y (Blue) BL (White) W (Black) B

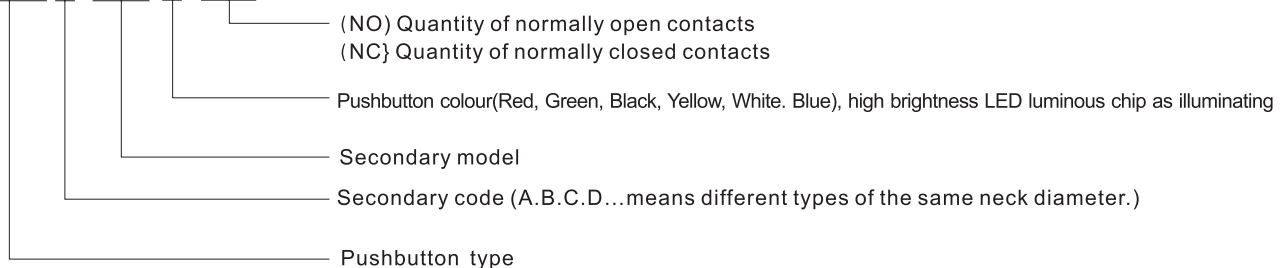
Pilot Lamp Type And Meaning

AD 2 2 □ - □ □ / □ □ □ □



Push Button Switch Type And Meaning

LA 2 2 □ - □ □ / □ □ □ □



LA22-16 Push Button Switch Series

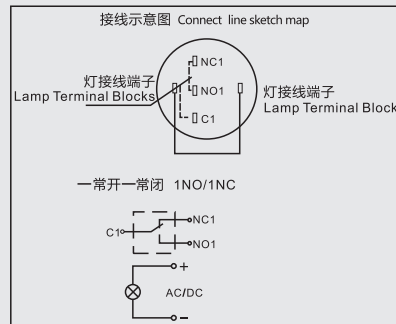

Brief Introduction



Should button structure design match nation and Europe local body CE safety attestation request, according to country border IEC947 and EN60947 and CCC nation the G614084.5-2001 produce examination.

This series button from consUtute head an operatkMi organization of thread set parts with consttute to touch a head lo move make the base parts of organization two greatest partes to constitute, its design be skillful, shape beauty. Physical volume Clovecty made, instal convenience, contact credibility, and adoption defend to turn to move organization, make button to install settle is accurate and prevent from loose move is a customer outside the plank be smal scaled lo turn, iolegralio n turn a control request of the best choice.

Install Diagram



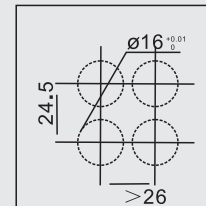
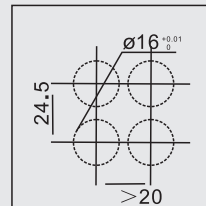
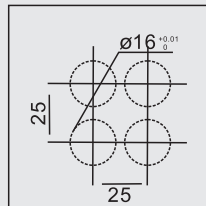
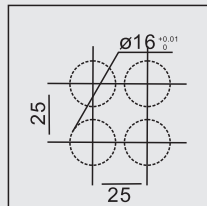
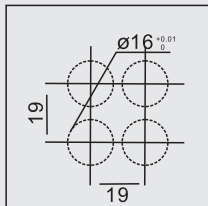
圆形/方形头部的开孔
Circular/square
The head open bore

矩形头部的开孔
The rectangle
head open bore

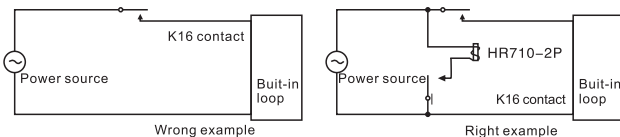
蘑菇形头部的开孔
The mushroom
form head open
bore

安装防护罩F-1头部的开孔
Install a protection a cover
F-1 The head open bore

安装防护罩F-1头部的开孔
Install a protection a cover
F-1 The head open bore



Use The Matters Needing Attention



Commutate alternate current when th« direct current used for giving out Ught part, power supply lin wave please an usage 10% in of the heng settle electric voltage.

Please don't give to cause product damage reason of excessiveness pound at and strength (Twist Ju in the 0.6N while Installing front-panel m the following)

Weld excessiveness of stop over of heat and long time iscause inside place zero partes to transform but result in product damage of reason Please root the operation of the clearly show request the item carry on profession.


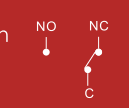
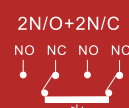
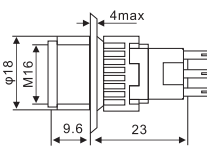

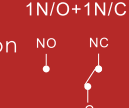
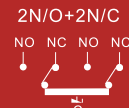
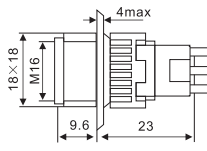

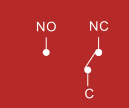
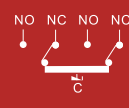
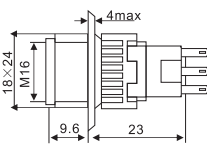

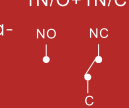

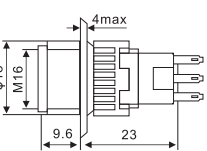
Please at limit to flow electric resistance inside product don't need to cicumscribe.

LED light bead after using a sum to settle life span, the bright degree will lower 50%.

Such as because of exaltation quality but carry on a product to change, forgive a not another line notice.


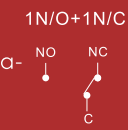
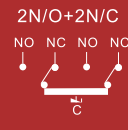
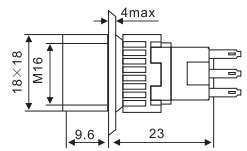

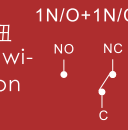
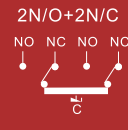
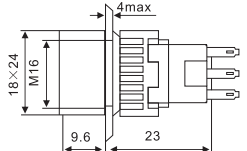
LA22-16 Push Button Switch Series

Spring Reset Button


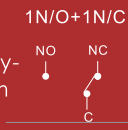

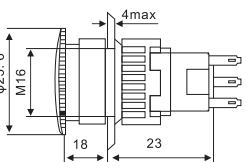

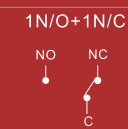

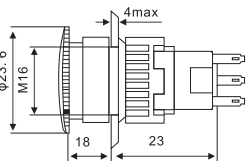

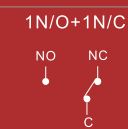

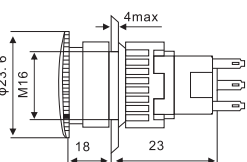
Model	Elucidation	Reference	Color	CTN/pcs	Overall dimensions
 16Y-11/R	<p>Round button</p> <p>1N/O+1N/C</p>  <p>2N/O+2N/C</p> 	16Y-11/W	○ White	1000	
		16Y-11/B	● Black	1000	
		16Y-11/G	● Green	1000	
		16Y-11/R	● Red	1000	
		16Y-11/Y	● Yellow	1000	
		16Y-11/BL	● Blue	1000	
		16Y-22/W	○ White	1000	
		16Y-22/B	● Black	1000	
		16Y-22/G	● Green	1000	
		16Y-22/R	● Red	1000	
16Y-22/Y	● Yellow	1000			
16Y-22/BL	● Blue	1000			
 16F-22/G	<p>Square button</p> <p>1N/O+1N/C</p>  <p>2N/O+2N/C</p> 	16F-11/W	○ White	1000	
		16F-11/B	● Black	1000	
		16F-11/G	● Green	1000	
		16F-11/R	● Red	1000	
		16F-11/Y	● Yellow	1000	
		16F-11/BL	● Blue	1000	
		16F-22/W	○ White	1000	
		16F-22/B	● Black	1000	
		16F-22/G	● Green	1000	
		16F-22/R	● Red	1000	
16F-22/Y	● Yellow	1000			
16F-22/BL	● Blue	1000			
 16J-11/Y	<p>Rectangular button</p> <p>1N/O+1N/C</p>  <p>2N/O+2N/C</p> 	16J-11/W	○ White	1000	
		16J-11/B	● Black	1000	
		16J-11/G	● Green	1000	
		16J-11/R	● Red	1000	
		16J-11/Y	● Yellow	1000	
		16J-11/BL	● Blue	1000	
		16J-22/W	○ White	1000	
		16J-22/B	● Black	1000	
		16J-22/G	● Green	1000	
		16J-22/R	● Red	1000	
16J-22/Y	● Yellow	1000			
16J-22/BL	● Blue	1000			
 16Y-11D/R	<p>Round with lamp button</p> <p>1N/O+1N/C</p>  <p>2N/O+2N/C</p>  <p>X1 X1 X2 X2</p>	16Y-11D/W	○ White	1000	
		16Y-11D/G	● Green	1000	
		16Y-11D/R	● Red	1000	
		16Y-11D/Y	● Yellow	1000	
		16Y-11D/BL	● Blue	1000	
		16Y-22D/W	○ White	1000	
		16Y-22D/G	● Green	1000	
		16Y-22D/R	● Red	1000	
		16Y-22D/Y	● Yellow	1000	
		16Y-22D/BL	● Blue	1000	

LA22-16 Push Button Switch Series

Spring Reset Button



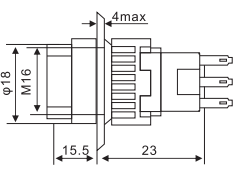



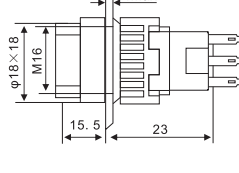
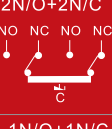

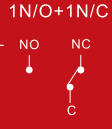
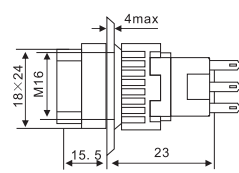



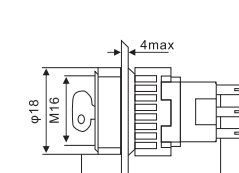



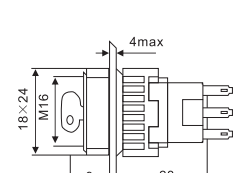



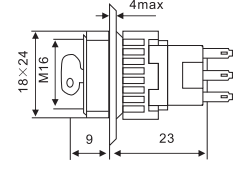

Model	Elucidation	Type	Color	CTN/pcs	Overall dimensions
 16F-11D/R	Square with lamp button  	16F-11D/W	White	1000	
		16F-11D/B	Black	1000	
		16F-11D/G	Green	1000	
		16F-11D/R	Red	1000	
		16F-11D/Y	Yellow	1000	
		16F-11D/BL	Blue	1000	
		16F-22D/W	White	1000	
		16F-22D/B	Black	1000	
		16F-22D/G	Green	1000	
		16F-22D/R	Red	1000	
 16J-11D/G	带灯长方形按钮 Rectangular with lamp button  	16J-11D/W	White	1000	
		16J-11D/B	Black	1000	
		16J-11D/G	Green	1000	
		16J-11D/R	Red	1000	
		16J-11D/Y	Yellow	1000	
		16J-11D/BL	Blue	1000	
		16J-22D/W	White	1000	
		16J-22D/B	Black	1000	
		16J-22D/G	Green	1000	
		16J-22D/R	Red	1000	
16J-22D/Y	Yellow	1000			
16J-22D/BL	Blue	1000			

Mushroom Button Switch

 16Y-11ZS/R	Self-locking type mushroom button  	16Y-11ZS/G	Green	1000	
		16Y-11ZS/R	Red	1000	
		16Y-22ZS/G	Green	1000	
		16Y-22ZS/R	Red	1000	
 16Y-22M/R	Momentary type button mushroom  	16Y-11M/G	Green	1000	
		16Y-11M/R	Red	1000	
		16Y-11M/Y	Yellow	1000	
		16Y-22M/G	Green	1000	
 16Y-22MD/R	With lamp type button mushroom  	16Y-11MD/G	Green	1000	
		16Y-11MD/R	Red	1000	
		16Y-11MD/Y	Yellow	1000	
		16Y-22MD/G	Green	1000	
16Y-22MD/R	Red	1000			
16Y-22MD/Y	Yellow	1000			

LA22-16 Push Button Switch Series

Select Switch

Model	Elucidation	Type	Color	CTN/pcs	Overall dimensions
 16Y-11X	Round select switch 1N/O+1N/C 	16Y-11X	✓	1000	
	2N/O+2N/C 	16Y-22XS	✓	1000	
 16F-11X	Square select switch 1N/O+1N/C 	16F-11X	✓	1000	
	2N/O+2N/C 	16F-22XS	✓	1000	
 16J-11X	Rectangular select switch 1N/O+1N/C 	16J-11X	✓	1000	
	2N/O+2N/C 	16J-22XS	✓	1000	
 16Y-11Y	Round key switch 1N/O+1N/C 	16Y-11Y	✓	1000	
	2N/O+2N/C 	16Y-22YS	✓	1000	
 16F-11YF	Square type Key switch 1N/O+1N/C 	16F-11Y	✓	1000	
	2N/O+2N/C 	16F-22YS	✓	1000	
 16J-11YF	Square type Key switch 1N/O+1N/C 	16J-11Y	✓	1000	
	2N/O+2N/C 	16J-22YS	✓	1000	

LA22S Metal Push Button Switch Series



Brief Introduction

LA22S Series high strength resistance to destruction with lamp push button product use import stainless steel, nickel is brass for shell material, base use PBT material make it ,one-piece metal structure design ,high strength resistance to destruction ,built-in special waterproofing system ,high brightness pure color LED light emitting chip for light source, long life, Low consumption, small volume, light weight, the head style diversity, high brightness ,good reliability, attractive appearance and make smart ,ROHS material can custom it, is widely used to electricity 、 electronic、 telecommunications 、 locomotive、 ship、 textile、 printing 、 mining machinery and so on electromechanical instrument industry's various industries cabinet put oneself in another's position、 home appliances's man-machine interface control system .

This push button structure design conform to the state and CE safety certification requirements. According to the international standard IEC947 and EN60947 and CCC country GB14048.5-2001 production testing .

Detailed Part Number

LS series pilot lamp/push button switch detailed part number

Series Number	Mounting Hole	The Front Shape	Contact Structure	Lamp Type	Connect Type	Lamp Color and colored button	Lamp voltage	The Crust Material
LA22S-LS	8 ϕ 8 mm	B Domed	10 1NO	D Dot	J Pin terminal	R G Y O BL W	AC/DC 6V	N N Nickel-plated Brass G Gold-plated Brass S Stainless steel A Zn-Al alloy(color button)
	12 ϕ 12 mm						AC/DC 12V	
	16 ϕ 16 mm	AC/DC 24V						
	19 ϕ 19 mm	AC/DC 36V						
	22 ϕ 22 mm*	Other voltage can be made to order						
	25 ϕ 25 mm*	H High Flat Round	E Ring	No letter means screw terminal				

Note: Pls read the catalogue carefully ,and choose the right part-number according to the sign .

LA22S-LS19 Series push button switch detailed part number

Series Number	Mounting Hole	The Front Shape	Contact Structure	Operation Type	Connect Type	Lamp Color and colored button	Lamp voltage	The Crust Material
LA22S-LS		F Flat Round	11 1NO 1NC 22 2NO 2NC	Z Latching type	D Dot	R G Y O BL W	AC/DC 6V	N N Nickel-plated Brass
		H High Flat Round		No letter means momentary button			E Ring	
		C Concave Round					Other voltage can be made to order	S Stainless steel
		GH High Concave Round						

Note: Pls read the catalogue carefully ,and choose the right part-number according to the sign .

LA22S-LS19 Series push button switch detailed part number

Series Number	Modification code	Contact Structure	Operation Type	Lamp Type	Select Button and Key button operation type	Lamp Color	Lamp voltage or buzzer work voltage
LA22S-LS19	LS ALS BLS BLS22	11 1NO 1NC 22 2NO 2NC 33 3NO 3NC	Z Latching type	D Dot	2 two position	R G Y O BL W 白	AC/DC 6V AC/DC 12V AC/DC 24V AC/DC 110V AC/DC 220V
		Different modification on product optional combination see detailed instructions (or search of telephone)	No letter means momentary button	E Ring	3 three position		Other voltage can be made to order

LA22S-LS19

Note: Pls read the catalogue carefully ,and choose the right part-number according to the sign .Fox example: LA22S-L219 short name for LS19

Pls provide us the detailed part-number when you order .
 Colorized crust of aluminum material is available for all above products.
 If you need the products made to order, the MOQ need over 1000 pieces.
 The IP degree is used for the surface of the panel.

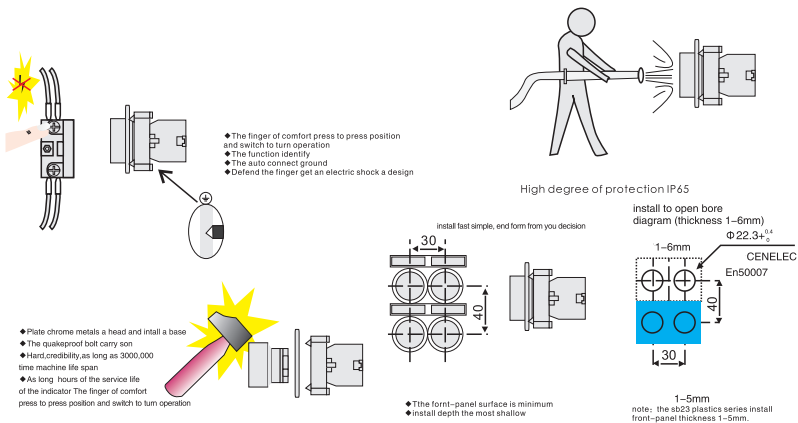
ID-22 metal Push Button Switch Series



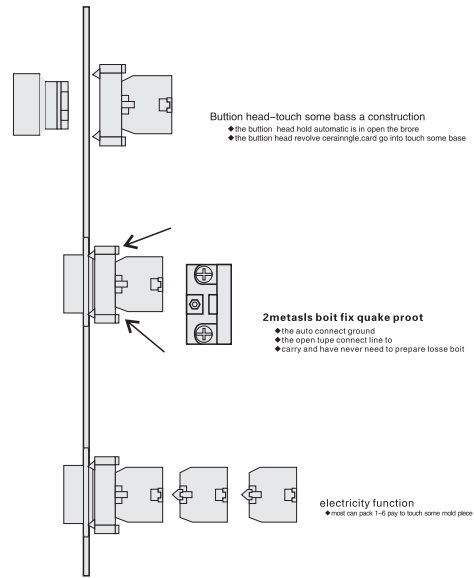
Range Of Application

ID-22 (M)-B series pushbutton switch are used in industrial controlling circuits of AC 50Hz or 60Hz, rated operational voltage 380V and below and DC operational voltage 220V and below for controlling in magnetic starter, contactor, relay and other electrical circuits. The buttons with indic-They confirm with the stand GB14048.5-2001.

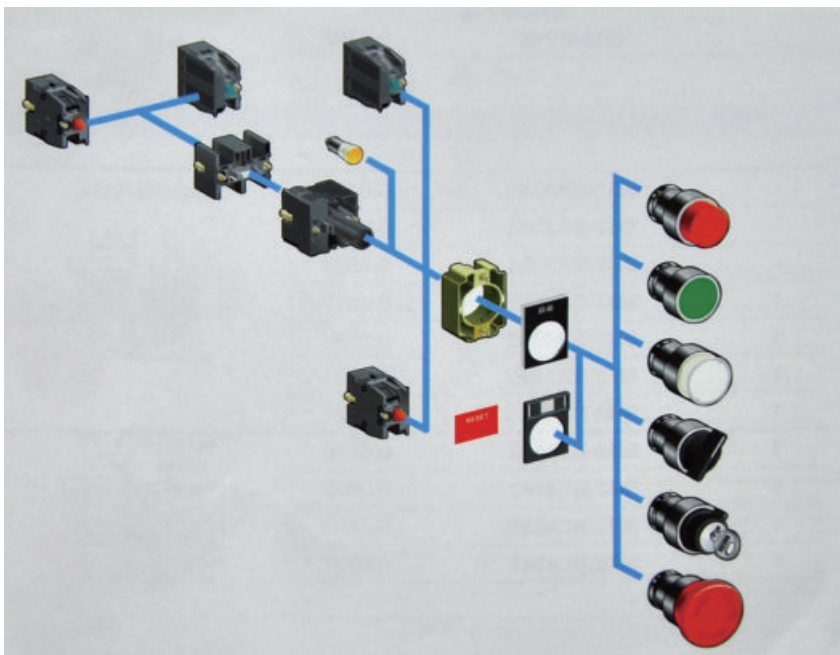
Strong And Durable Metal Series




SB2 whole model number sb2
ZS2 mold piece the model number zs2



Combination And Accessories



well-found marking mark card-tailro for you button of take the function sign


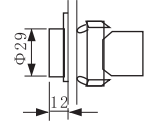

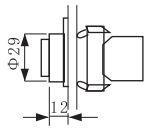


ID-22 Push Button Metal Series

Push Button Series


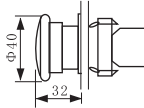



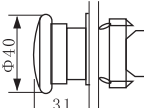



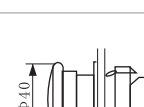




Model	Elucidation	Color	Contact type		Type	CTN/pcs	Overall dimensions
 ID- BA42	Flat head button	White	1	-	ID-BA11	200	
		Black	1	-	ID-BA21	200	
		Green	1	-	ID-BA31	200	
		Yellow	1	-	ID-BA51	200	
		Blue	1	-	ID-BA61	200	
		Black	-	1	ID-BA22	200	
		Red	-	1	ID-BA42	200	
		Green	1	1	ID-BA35	200	
		Red	1	1	ID-BA45	200	
 ID- BL31	Convex head button	Black	1	-	ID-BL21	200	
		Green	1	-	ID-BL31	200	
		Yellow	1	-	ID-BL51	200	
		Blue	1	-	ID-BL61	200	
		Black	-	1	ID-BL22	200	
		Red	-	1	ID-BL42	200	
		Green	1	1	ID-BL35	200	
		Red	1	1	ID-BL45	200	
		 ID- BP42	With cover button (with waterproof furcap)	Black	1	-	
Black	1			1	ID-BP25	200	
Green	1			-	ID-BP31	200	
Green	1			1	ID-BP35	200	
Red	-			1	ID-BP42	200	
Red	1			1	ID-BP45	200	
Yellow	1			-	ID-BP51	200	
Blue	1			-	ID-BP61	200	

With Function Symbol Switch Button

 ID- BA3311	Marking type flat head button		1	-	ID-BA3311	200	
			1	-	ID-BA3341	200	
			1	-	ID-BA3351	200	
			-	1	ID-BA4322	200	
			-	1	ID-BA4342☆	200	
			1	1	ID-BA4325	200	
			1	1	ID-BA4355☆	200	
			-	1	ID-BL4322	200	
			-	1	ID-BL4342☆	200	
 ID- BL4322	Marking type convex head button		1	1	ID-BL4325	200	
			1	1	ID-BL4345☆	200	

ID-22 Push Button Metal Series

“Emergency Stop” Of The Lock Type Mushroom Head Button


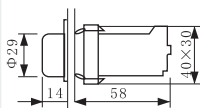
Model	Elucidation	Color	Contact type		Type	CTN/pcs	Overall dimensions
			NO	NC			
 ID- BC42	φ40mm Mushroom head button φ40mm	Black	1	-	ID- BC21	200	
		Green	1	-	ID- BC31	200	
		Yellow	1	-	ID- BC51	200	
		Blue	1	-	ID- BC61	200	
		Red	-	1	ID- BC42	200	
		Green	1	1	ID- BC35	200	
		Red	1	1	ID- BC45	200	
 ID- BR42	φ60mm Mushroom head button φ60mm	Black	1	-	ID- BR21	200	
		Red	-	1	ID- BR42	200	
		Black	1	1	ID- BR25	200	
		Red	1	1	ID- BR45	200	
		Yellow	1	-	ID- BR51	200	
		Blue	1	-	ID- BR61	200	
 ID- BT42	Press the pull type nasty stop button	Φ40 Black	-	1	ID- BT22	200	
		Φ40 Green	-	1	ID- BT32	200	
		Φ40 Red	-	1	ID- BT42 ☆	200	
		Φ40 Yellow	-	1	ID- BT52 ☆	200	
		Φ40 Blue	-	1	ID- BT62 ☆	200	
		Φ60 Black	-	1	ID- BX22	200	
		Φ60 Red	-	1	ID- BX42	200	
		Φ60 Black	1	1	ID- BX25	200	
		Φ60 Red	-	2	ID- BX44	200	
		Φ60 Red	1	1	ID- BX45	200	
 ID- BS442	Turn to move to reset nasty stop button red φ30	Φ30 Red	-	1	ID-BS422	200	
		Φ30 Black	-	1	ID-BS442	200	
		Φ30 Black	1	1	ID-BS445	200	
 ID- BS542	Turn to move to reset nasty stop button red φ40	Φ40 Black	-	1	ID-BS522	200	
		Φ40 Red	-	1	ID-BS542	200	
		Φ40 Red	-	2	ID-BS544	200	
		Φ40 Red	1	1	ID-BS545	200	
 ID- BS642	Turn to move to reset nasty stop button red φ60	Φ60 Black	-	1	ID-BS622	200	
		Φ60 Red	-	1	ID-BS642	200	
		Φ60 Red	1	1	ID-BS645	200	
 ID- BS142	The key reset nasty stop button φ40	Φ30 Red	-	1	ID- BS742	200	
		Φ40 Red	-	1	ID- BS142	200	
		Φ40 Red	-	2	ID- BS144	200	
		Φ40 Red	1	1	ID- BS145	200	
		Φ60 Red	-	1	ID- BS242	200	
		Φ60 Red	1	1	ID- BS245	200	

ID-22 Push Button Metal Series

LA22-B2 Series Push Button Switch


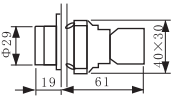

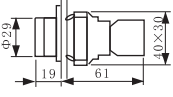
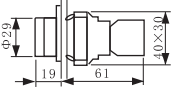
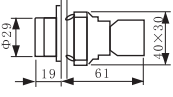
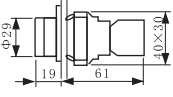
Model	Elucidation	Color	Contact type		Type	CTN/pcs	Overall dimensions
			NO	NC			
 ID-22-BD21	2 position select push button switch	✓	1	-	ID-BD21	300	
		✓	1	1	ID-BD25	300	
		✓	1	-	ID-BD41	300	
		✓	1	1	ID-BD45	300	
		✓	2	-	ID-BD33	300	
		✓	2	-	ID-BD73	300	
 ID-22-BJ21	Long handle 2 position select push button switch	✓	1	-	ID-BJ21	300	
		✓	1	1	ID-BJ25	300	
		✓	1	-	ID-BJ41	300	
		✓	1	1	ID-BJ45	300	
		✓	2	-	ID-BJ33	300	
		✓	2	-	ID-BJ73	300	
 ID-22-BG21	2 position with key select push button switch	✓	1	-	ID-BG21	300	
		✓	1	1	ID-BG25	300	
		✓	1	-	ID-BG41	300	
		✓	1	1	ID-BG45	300	
		✓	1	-	ID-BG61	300	
		✓	1	1	ID-BG65	300	
		✓	2	-	ID-BG33	300	
		✓	2	-	ID-BG03	300	
 ID-22-BG73	3 position with key select push button switch	✓	2	-	ID-BG73	300	
		✓	2	-	ID-BG03	300	

Push Button Series

 ID-22-BK2485	The 2P choice switch The direct type take a light	✓ Green	1	1	ID-BK2365	200	
		✓ Red	1	1	ID-BK2465	200	
		✓ Yellow	1	1	ID-BK2565	200	
		✓ Blue	1	1	ID-BK2665	200	
		✓ White	1	1	ID-BK2765	200	
		✓ Green	1	1	ID-BK4365	200	
		✓ Red	1	1	ID-BK4465	200	
		The 2P LED type take a light choice a switch	✓ Green	1	1	ID-BK2385	
	✓ Red		1	1	ID-BK2485	200	
	✓ Yellow		1	1	ID-BK2585	200	
	✓ Blue		1	1	ID-BK2685	200	
	✓ Green		1	1	ID-BK4385	200	
	✓ Red		1	1	ID-BK4485	200	
	The 3P choice switch The direct type take a light	✓ Green	1	1	ID-BK3365	200	
✓ Red		1	1	ID-BK3465	200		
✓ Yellow		1	1	ID-BK3565	200		
✓ Blue		1	1	ID-BK3665	200		
✓ White		1	1	ID-BK3765	200		
✓ Green		1	1	ID-BK5365	200		
✓ Red		1	1	ID-BK6465	200		



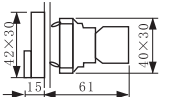







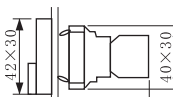

ID-22 Push Button Metal Series

LA22-B2 Series Push Button Switch

Model	Elucidation	Color	Contact type		Reference	CTN/pcs	Overall dimensions
			NO	NC			
 ID-22-BW3541	6V 1.2VA 220V Pass transformer 6V 1.2VA 220V in clude the lamp bulb BA9s	Green	1	-	ID-BW3341	200	
		Red	-	1	ID-BW3442	200	
		Yellow	1	-	ID-BW3541	200	
		Blue	1	-	ID-BW3641	200	
 ID-22-BW3472	6V 1.2VA 380V Pass transformer 6V 1.2VA 380V Include the lamp bulb Ba9s	Green	1	-	ID-BW3351	200	
		Red	-	1	ID-BW3452	200	
		Yellow	1	-	ID-BW3551	200	
		Blue	1	-	ID-BW3651	200	
	The direct type doesn't provide a lamp bulb	Green	1	-	ID-BW3361	200	
		Red	-	1	ID-BW3462	200	
		Yellow	1	-	ID-BW3561	200	
		Blue	1	-	ID-BW3661	200	
	BA9s 130 V Direct pass electric resistance Ba9s 130V Include a lamp bulb	Green	1	-	ID-BW3371	200	
		Red	-	1	ID-BW3472	200	
	The LED type contain the LED lamp bulb integral whole bulb integral whole electric voltage 6V-400V	Green	1	-	ID-BW3381	200	
		Red	-	1	ID-BW3482	200	
		Yellow	1	-	ID-BW3581	200	
		Blue	1	-	ID-BW3681	200	

双键按钮开关

Double Key Push Button Switch

 ID-22-BL8425	Double key push button switch Flat head type corner head type	 Green + Red	1	1	ID-BL8325	200	
		 Green + Red	1	1	ID-BL8425	200	
 ID-22-BL8465	Double key square head With lamp switch (direct type) Flat head type corner head type	 Green + Red	1	1	ID-BL8365	200	
		 Green + Red	1	1	ID-BL8465	200	
 ID-22-BL8445	Double key square head with lamp switch (variable pressure type) Flat head type corner head type	 Green + Red	1	1	ID-BL8345	200	
		 Green + Red	1	1	ID-BL8445	200	

ID-22-BL8445

Marking elucidation:  Target



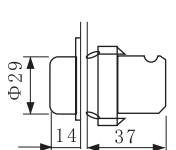

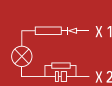

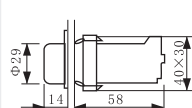
 The spring coil return

☆


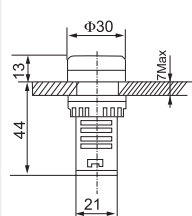

☆ Please the search of telephone

ID-22 Push Button Metal Series

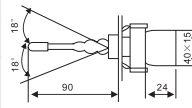
Pilot Lamp

Model	Elucidation	Color	Type	CTN/pcs	Overall dimensions					
 ID-22-BV63	Direct type Don't provide a lamp bulb 	White Green Red Yellow Blue	NO NC	ID-BV61 ID-BV63 ID-BV64 ID-BV65 ID-BV66	300 300 300 300 300					
		 ID-22-BV44	The LED type add to press through an electronics 	White Green Red Yellow Blue			ID-BV81 ID-BV83 ID-BV84 ID-BV85 ID-BV86	300 300 300 300 300		
				Pass transformer 1.2V ABA9s. The 6V provide a lamp bulb electric voltage 110V 	White Green Red Yellow Blue			ID-BV31 ID-BV33 ID-BV34 ID-BV35 ID-BV36	300 300 300 300 300	

Pilot Lamp


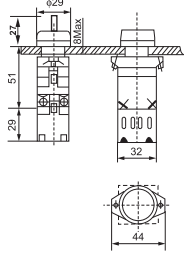

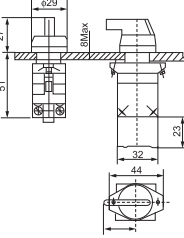

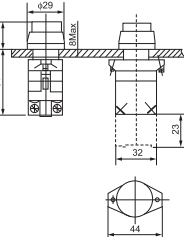
 ID-22-B2-BV	The LED electronics economy energy indicator Install size Φ22/25 (The LED has already prepared to pack into lifegral whole and can't dismantle a cent)	White Green Red Yellow Blue	AC/DC 24V AC/DC 24V AC/DC 24V AC/DC 24V AC/DC 24V	ID-BVB1C ID-BVB3C ID-BVB4C ID-BVB5C ID-BVB6C	700 700 700 700 700	 
		White Green Red Yellow Blue	AC 220V AC 220V AC 220V AC 220V AC 220V	ID-BVM1C ID-BVM3C ID-BVM4C ID-BVM5C ID-BVM6C	700 700 700 700 700	
		White Green Red Yellow Blue	AC 380V AC 380V AC 380V AC 380V AC 380V	ID-BVD1C ID-BVD3C ID-BVD4C ID-BVD5C ID-BVD6C	700 700 700 700 700	

The Word Lords Make Switch

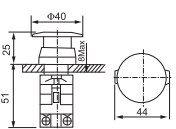
 ID-22-PA12	locked	1	1	ID- PA12	200	
	Spring reset	1	1	ID- PA22	200	
 ID-22-B2-BE	locked	2	2	ID- PA14	200	
	Spring reset	2	2	ID- PA24	200	
	With ½ contact module base used for button and 2 position select switch and key switch	1	1	ID- BZ101	1000	
		-	-	ID- BZ102	1000	
		2	2	ID- BZ103	1000	
-		-	ID- BZ104	1000		
1	1	ID- BZ105	1000	 		
Normally open c- ontact combination			ID- 101			
Normally closed c- ontact combination			ID- 102			

LA22A Push Button Switch Series

Choice Button Switch(A type)

Model	Elucidation	Color	Contact type		Reference	CTN/pcs	Overall dimensions
			NO	NC			
 LA22A-11X/2	2P Choice switch	▽	1	1	LA22A-11X/2	300	
	The Choice switch 2P from return type	↶	1	1	LA22A-11XFFU	300	
	3P Choice switch	▽	2	-	LA22A-20X/3	300	
	The Choice switch 3P from return type	↶	2	-	LA22A-20XFFU	300	
 LA22A-11CX/2	2PLong handle Choice switch	▽	1	1	LA22A-11CX/2	300	
	Long handle Choice The switch 2P from return type	↶	1	1	LA22A-11CXFFU	300	
	3P Long handle Choice switch	▽	2	-	LA22A-20CX3	300	
	Long handle Choice The switch 3P from return type	↶	2	-	LA22A-20CXFFU	300	
 LA22A-11Y/2	2P Key Choice switch	▽	1	1	LA22A-11Y/2	300	
	3P Key Choice switch	▽	2	-	LA22A-20Y/3	300	

Mushroom Button Switch(A Type)

 LA22A-11ZS/R	Urgent type mushroom alternate button	● Green	1	1	LA22A-11ZS/G	300	
		● Red	1	1	LA22A-11ZS/R	300	
 LA22A-11M/R	mushroom button	● Green	1	1	LA22A-11M/G	300	
		● Red	1	1	LA22A-11M/R	300	
 LA22A-11MY/R	The lock button up type 40mm mushroom head red turn to move to reset	● Green	1	1	LA22A-11MY/G	300	
		● Red	1	1	LA22A-11MY/R	300	

Marking elucidation: ▽ Target

↶ The spring coil return

☆ Please the search of telephone

ID-38 Push Button Metal Series


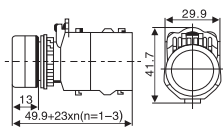



Brief Introduction

Should button structure design match nation and Europe local body CE safety attestation request, according to country border IEC947 and EN60947 and CCC nation the G614084.5-2001 produce examination.

This series button from consUtute head an operatkMi organization of (thread set parts with constitute to touch a head lo move make the base parts of organization two greatest partes to constitute, its design be skillful, shape beauty. Physical volume Clovecty made, instal convenience, contact credibility, and adoption defend to turn to move organization, make button to install settle is accurate and prevent from loose move is a customer outside the plank be smal scaled lo turn, iolegralion turn a control request of the best choice.


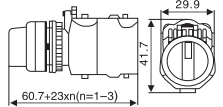

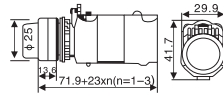

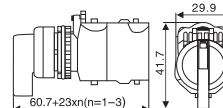

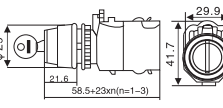


Spring Reset Push Button Switch(C type)


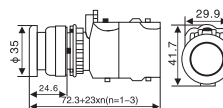

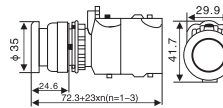
Model	Elucidation	Color	Contact type		Reference	CTN/pcs	Overall dimensions
			NO	NC			
 ID-38C-11	Momentary type	White	1	1	ID-38 C-11/W	300	
		Black	1	1	ID-38 C-11/B	300	
		Green	1	1	ID-38 C-11/G	300	
		Red	1	1	ID-38 C-11/R	300	
		Yellow	1	1	ID-38 C-11/Y	300	
		Blue	1	1	ID-38 C-11/BL	300	
	Self-locking type	Green	1	1	ID-38 C-11T/G	300	
		Red	1	1	ID-38 C-11T/R	300	
		Yellow	1	1	ID-38 C-11T/Y	300	
		Blue	1	1	ID-38 C-11T/BL	300	
 ID-38C-11D	With lamp flat button switch with LED type	Green	1	1	ID-38 C-11D/G☆	300	
		Red	1	1	ID-38 C-11D/R☆	300	
		Yellow	1	1	ID-38 C-11D/Y☆	300	
		Blue	1	1	ID-38 C-11D/BL☆	300	
		White	1	1	ID-38 C-11D/W☆	300	
 ID-38C-11D	Momentary type	Green	1	1	ID-38 -11DT/G☆	300	
		Red	1	1	ID-38 -11DT/R☆	300	
		Yellow	1	1	ID-38 -11DT/Y☆	300	
		Blue	1	1	ID-38 -11DT/BL☆	300	
		White	1	1	ID-38 -11DT/W☆	300	
 ID-38C-30-11/R	Self-locking type	Green	1	1	ID-38 -11DT/G☆	300	
		Red	1	1	ID-38 -11DT/R☆	300	
		Yellow	1	1	ID-38 -11DT/Y☆	300	
		Blue	1	1	ID-38 -11DT/BL☆	300	
		White	1	1	ID-38 -11DT/W☆	300	
	φ30 flat push button switch	White	1	1	ID-38A-30-11/W☆	300	
		Green	1	1	ID-38A-30-11/G☆	300	
		Red	1	1	ID-38A-30-11/R☆	300	
		Yellow	1	1	ID-38A-30-11/Y☆	300	
		Blue	1	1	ID-38A-30-11/BL☆	300	
Black	1	1	ID-38A-30-11/B☆	300			

ID-38 Push Button Metal Series

Choice Button Switch(C Type)


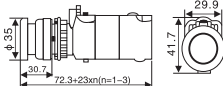
Model	Elucidation	Color	Contact type		Reference	CTN/pcs	Overall dimensions	
			NO	NC				
 ID-38C-11X	Choice switch 2p		1	1	ID-38C-11X/2	300		
	The choice switch 2p from return type	Naturally return type	1	1	ID-38C-11ffu	300		
	Choice switch 3p		2	-	ID-38C-20X/3	300		
	The choice switch 3p from return type	Naturally return type	2	-	ID-38C-20FFu	300		
	The choice switch 3p from return type	Green	1	1	ID-38C-11XD☆	300		
		Red	1	1	ID-38-11XDFFU☆	300		
 ID-38C-11XD	With lamp select switch 3P	Green	1	1	ID-38C 20XD☆	300		
		Red	1	1	ID-38C20XDFFU☆	300		
 ID-38C-11XC	Long handle Choice switch 2p		1	1	ID-38C-11CX/2	300		
	long handle choice switch 2p from return type	Naturally return type	1	1	ID-38C-11CFu	300		
	Long handle Choice switch 3p		2	2	ID-38C-20CX/3	300		
	long handle choice switch 3p from return type	Naturally return type	2	2	ID-38C-20CFFu	300		
	Key choice switch 2P			1	1	ID-38C-11Y/2		300
		钥匙选择开关3P Key choice switch 3P		2	-	ID-38C-20Y/3		300
 ID-38C-11Y								

Mushroom Button Switch (C Type)


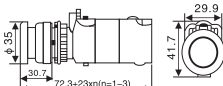
 ID-38C-11M/R	Mushroom button	Green	1	1	ID-38C-11M/G	300	
		Red	2	-	ID-38C-11M/R	300	
 ID-38C-11ZS/R	Urgent type mushroom alternate button	Green	1	1	ID-38C-11ZS/G	300	
		Red	1	1	ID-38C-11ZS/R	300	

ID-38 Push Button Metal Series


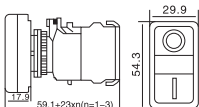

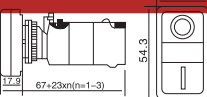
Mushroom Button Switch(C Type)

Model	Elucidation	Color	Contact type		Reference	CTN/pcs	Overall dimensions
			NO	NC			
 ID-38C-11MD/R	Illuminated Mushroom button	Green	1	1	ID-38C-11MD/G	300	
		Red	1	1	ID-38C-11MD/R	300	


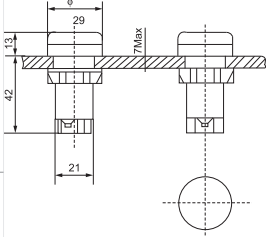
Mushroom Button Switch(C Type)

 ID-38C-11F/G	Square type button	Green	1	1	ID-38C-11F/G ☆	300	
		Red	1	1	ID-38C-11F/R ☆	300	

Double Key Button Switch(C Type)

 ID-38C-11/RG	Double key button	Black + Red	1	1	ID-38C-11BR	300	
		Green + Red	1	1	ID-38C-11RG	300	
 ID-38C-11D/RG	Illuminated double key button	Black + Red	1	1	ID-38C-11DBR	300	
		Green + Red	1	1	ID-38C-11DRG	300	

Economy Type Button

 ID-38B-11J	A economy type button	Green	1	1	ID-38C-11J/G	500	
		Red	1	1	ID-38C-11J/R	500	
		Yellow	1	1	ID-38C-11J/Y	500	
		Blue	1	1	ID-38C-11J/BL	500	
		White	1	1	ID-38C-11J/W	500	
		Black	1	1	ID-38C-11J/B	500	